

PVHS Research Starter Guide

1. Clarify in your mind your purpose – what is it you’re trying to accomplish / discover?
2. Identify search terms. [Remember that the more combinations of terms, the more variants of the same terms (i.e. *Holocaust, Final Solution, Shoah, genocide, etc.*) the more complete your search will be, and the better you results]
 - a. Consider how best to use Boolean searches: AND OR NOT “ ” + — ()
[Refer to the form on the “Research Tips” sub-page under “Research” on the library website]
AND narrows your search OR broadens your search
Requires results to contain BOTH search terms – more specific Requires results to contain either one of the search terms
 - b. Consider using truncation searches [represented by an asterisk (*)]
To use truncation, enter the root of a search term and replace the ending with an *.
For example, type **comput*** to find the words **computer** or **computing**.
3. To reach the PVHS Library website, visit pvhigh.com; in the margin on the _____ select “LIBRARY”
4. To conduct research, select the tab in the left menu that reads: “_____” (it is _____ from the top)
5. The library website seakinglibrary.weebly.com links you to Databases, eBooks, the library Catalog, & more, use the different tabs to navigate to what you need.

Databases: Paid subscriptions to bundled journals, periodicals, reference books, videos, newspapers, magazines, websites, etc. of ACADEMIC & CREDIBLE published information.

- We pay for it; the majority of the content is NOT available on the free Net – using databases gives students r_____ and c_____ information MUCH f_____ and e_____ than using the free internet such as Google, Wikipedia, About.com, etc.
- We subscribe to ___ databases, all with different focuses with some overlap. N_____ just try one. (In general, it’s best to always start with the one named S_____ R_____)

eBooks: Electronic copies of published books. Because they have been published they are guaranteed to be reliable. Their electronic form allows students to access them all at the same time, no matter where they are. (They also have “search within” ctrl F functions that print books do not)

- We subscribe to several different kinds of eBooks, so keep in mind, for best results you should be conducting m_____ searches.

Catalog: The Library Catalog allows you to search all the p_____ print titles held in the library. You can do this by using the links on the webpage, the icons on the library’s computer desktops, or by using the following address: pv.follettdestiny.com (There’s also a free app “Destiny Quest”)

- Select our _____, then conduct your searches. (For b_____, f_____ results, use the POWER search option in the upper right hand corner.)

All the databases & eBooks are password protected; anything for the library that requires either a login or a password uses: _____

6. Remember, as you search, you will get better results if you vary your search terms and if you search **MULTIPLE** places, i.e. ____+ databases, ____+ eBooks, and the library _____.
7. As you search, SAVE your results. Each database and eBook, as well as the library catalog allow you to do this, but each one is slightly different than the other. [Nothing is worse than finding a source and then losing it, so save your results AND create a Works Cited page as you go]
 - See tips for creating a Works Cited page under “Citation” on the library website, and in the back “Resources” section of your grammar book
 - Most databases and eBooks will start the citations for you (in a lot of cases you will have to modify it though)

A closer look at Student Resources Database

In general, this is a good database to start with. It covers a wide range of content and is easy to navigate.



Select "Databases" from the menu (do not go to "testimonials")

Select "Student Resources"



Palos Verdes High School

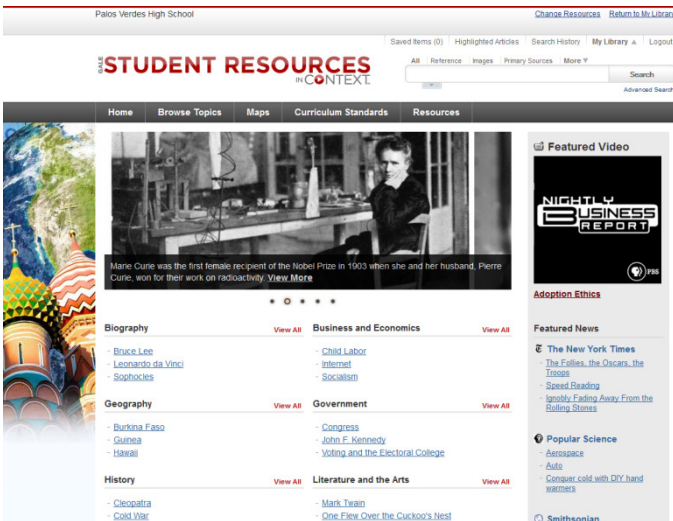
Log in, the password is **verde90274**

Please enter your library ID, barcode, or other ID:

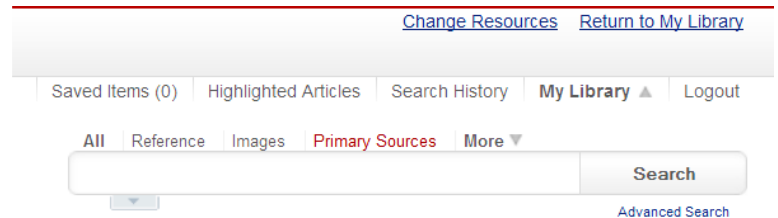
.....

Proceed

(for other databases, like EBSCO, you will use verde90274 as both your login and your password)

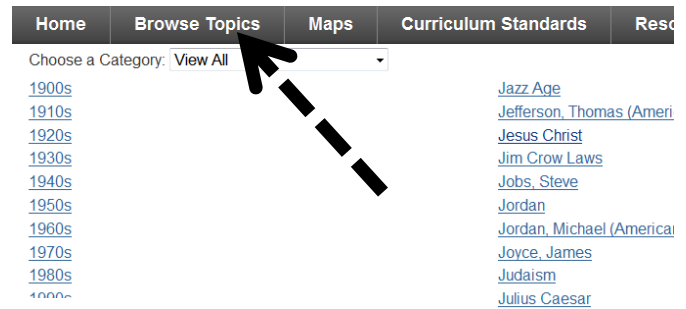


The home page has featured articles and subject categories you can search.



You can use the box in the upper right corner to conduct a basic search, or you can select the "Advanced Search" option just below it in blue.

A great place to start would be to select the "BROWSE TOPICS" tab in the top menu bar. This takes you to a lengthy list of "portals" on frequently searched topics; the database editors have gathered all the resources on these high frequency topics for better student use (keep in mind the databases cover more than just these "portal" topics)



Slavery



The Old Plantation

Overview

The Portuguese were the first Europeans to enslave Africans. They began this practice during their explorations of the West African Coast in the fifteenth century. They usually acquired their slaves from other Africans and took them back to Europe where they were employed as servants or laborers. Christopher Columbus opened the New World to Europeans in 1492, and soon Spain, Portugal, and other European states had established colonies. Regardless of whether the Europeans concentrated on mining precious metals (as the Spanish did), grew and refined sugar cane (as was true of virtually all the European powers) or settled down to... [View More](#)

On This Page

- Featured Content
- Reference
- Primary Sources
- Creative Works
- Critical Essays
- Case Overview
- News
- Magazines
- Academic Journals
- Plot Summary
- Websites
- Interactive Map
- Videos
- Images
- Audio
- Related Topics

Sub-categories

Search within page

Start with the Overview, Reference & Critical Essay results (there aren't so many & are more manageable)



All portals are organized the same: they have an OVERVIEW, and results broken down by kind of source, a "Search Within Page" function, and more.

Tools

- Bookmark
- Download
- Share
- Citation Tools
- Email
- Print
- Dictionary
- Translate
- Save
- Highlights and Notes (0)

Learn to use the TOOLS! You can listen to articles, save them, email them, cite them, share them, take notes on them, etc. ANYTHING you save you MUST get the "Bookmark" link to or you will lose it.